

THE YAK

Volume 34, Number 8

October 2020



R. edgeworthii

Fraser South Rhododendron Society
is a chapter of the
American Rhododendron Society

<http://frasersouthrhodos.ca>

Map : <https://goo.gl/maps/ZB1m1jnF9DP2>

Meetings are held at 7:30 p.m. on the third
Wednesday of each month (except June,
July, August).

No in person meetings are being held at this
time.

Cover:



R. edgeworthii

Height: 0.3-3.3m, a leggy to fairly compact shrub.

Leaves: 6-15x2.5-5 cm, oblong-ovate, oblong-lanceolate or rarely elliptic; upper surface strongly bullate, lower surface scales obscured by a dense, woolly indumentum, white when young turning rust-coloured to fawn at maturity,

Inflorescence: 1-5 flowered.

Corolla: funnel-campanulate, 3-7.5 cm long, white, sometimes flushed pink to rose, with or without a yellow blotch at the base, usually strongly fragrant; calyx large and deeply lobed; style long and straight; capsule covered in downy hairs.

Distribution: Sikkim eastwards through Bhutan into Upper Burma, N.W. & Central Yunnan and S.E. Tibet, 1,800-4,000 m, epiphytic, and on rocks and cliffs.

R. edgeworthii is one of the most impressive scented species with fine foliage and usually showy flowers. It needs excellent drainage and grows well on tree stumps, mossy rocks and similar sites.

Source: *The Encyclopedia of Rhododendron Species* by Peter A. Cox and Kenneth N.E. Cox

This Month

FSRS Inaugural Zoom Meeting

Date: Wednesday, October 21, 2020 at 7:30 pm.

Host: Harold Fearing

Join us for our very first Zoom meeting! This is an opportunity for everyone to reconnect with each other and to work out any kinks accessing or using Zoom in preparation for future Zoom meetings. Harold will host the meeting and send everyone an invitation link to the meeting as well as easy to follow instructions on how to join the meeting.

Barb Mathias has graciously agreed to give us a short presentation.

Next Month

Date: Wednesday, November 18, 2020 at 7:30 pm.

Place: Zoom meeting from the comfort of your own home

Danielle Dagenais, MSc, PAg, from the South Coast Bat Conservation Society. (Rescheduled from April)

The importance of bats is often overlooked. These creatures are very important wildlife and face many threats, including habitat loss. Danielle Dagenais with the Community Bat Programs of BC will give a presentation on bats, the relationship between vegetation and bats, and bat boxes. Come learn about bats in your neighborhood and how you can help them.

BIO: Danielle Dagenais has been working and volunteering on bat projects since 2011. She has many hats when it comes to bats. She is a Regional Coordinator for the Community Bat Programs of BC (bcbats.ca), the Outreach Coordinator for the South Coast Bat Conservation Society (scbats.org), and has her own consulting company (EcoEd). Danielle organizes and leads bat presentations; bat walks, and bat house building workshops in the area, as well as provides bat education to youth groups and schools, and conducts bat box assessments in the region. Danielle completed a Master of Science assessing bat foraging activity over vineyards in the Okanagan Valley using an array of unique bat microphones and radar.

Membership Renewal



If you haven't submitted your membership for the upcoming 2021 year, please remember to do so.

The form is attached and should be mailed with your cheque to Harold Fearing, address on the form. Dues are the same as last year.

By renewing your membership you are expressing your continuing support of Fraser South and your interest in our activities in what are far from normal times.

You will continue to get the YAK and notifications of events and activities as we gradually are able to restart. Please renew!

FSRS 2020 Officers

President: Colleen Bojczuk	604-826-4221
Past Pres: Evelyn Jensen	604-857-5663
Vice Pres: Jim Worden	604-541-4754
Secretary: Barbara Mathias	778-580-6404
Treasurer: Harold Fearing	604-857-4136
Directors: Caroline Feldinger	250-614-6626
Gerry Nemanishen	604-826-0166
Vacant	
Programme: Jim Worden	604-541-4754
Membership: Vacant	
Newsletter: Maureen Worden	604-541-4754
Librarian: Gerald Nemanishen	604-826-0166
Website: Maureen Worden	604-541-4754
Hospitality: Jim & Margaret Cadwaladr	604-427-1685
BCCGC Liaison: Vacant	

Happy Halloween



From the Editor

As I put pen to paper or should I say fingers to keyboard, the wind is howling outside with another “low pressure system” passing through. Even though our neighbourhood has underground wiring, we’ve already lost power twice since August. Hopefully the power stays on as I work on your October YAK!

You can definitely tell that fall has arrived. We went from smoke filled skies and extremely dry conditions to torrential down pours. The rain drip chain at the front of the house installed to protect a rhododendron became a solid flow of water.

The air now has that “nip” in it that up to a couple of days ago was absent. The fall tree color however is still absent with only a few trees in the yard starting to change. Usage at the hummingbird feeders is increasing, even though only the Anna’s remain, as the days get wetter and cooler. The still blooming hardy fuchsias are still very popular with the hummingbirds. Woodpeckers can now be seen frequently at the feeders and the Douglas squirrels that have been coming daily can now be seen whipping up and down the tree to the feeders as they hide peanuts in the woods. As mentioned last month, they’ve been here every day this summer so I’m curious to see if that will continue over the winter months.



While the garden harvest is complete except for the Brussel sprouts, kale, large pumpkins, and Swiss chard



the yard cleanup has yet to begin. The mini pumpkins made a great Thanksgiving decoration. My work crew has been taking it easy and have now taken on a new role in the household. They have become “Zoom buddies”. During the FSRS executive meeting last month and Steve Hootman’s recent China Expedition presentation both held via Zoom, they were quite happy to take on this new role and sit attentively on the carpet as if participating in the experience. This leads me into the upcoming FSRS meetings that will be held via Zoom.

October’s meeting will be hosted by Harold Fearing and Barb Mathias has been busy learning what’s required to present via Zoom. Colleen, I’m sure will have a few things to cover as she usually does during in-person meetings. This is an opportunity for all members to touch base and ensure the group is comfortable and prepared for our November presentation and hopefully future presentations until we can get back to meeting in person. For anyone that has only a desktop computer with no camera or microphone, you can still join and enjoy any of the group’s Zoom meetings. You will just not be seen in one of those tiny little squares on the monitor and no one will be able to hear you speak or eat as you watch/hear the meeting. We recently watched Steve Hootman’s China Expedition presentation on our desktop that has neither a camera or microphone because the large screen made it more viewable. Of course for those of you with devices (laptop, desk top, phone, iPad, or notebook) that have both a camera and a microphone, you can be seen and heard if you want and of course only if the host allows!

So come and join us on our regular meeting date, Wednesday October 21st and become a Zoomer even if you’ve never tried it. We are looking for presenters for future meetings so if you have any ideas, please send them my way and remember that the YAK is looking for submissions for future editions so please consider sharing something with the group.

Maureen Worden



The following article originally appeared in the Fraser
South Newsletter, January 1993 by Dr. M.L. Trembath

PRETTY PINKS OF THE PAST

by Dr. M.L. Trembath

• At the outset perhaps I should provide precise parameters for these plentiful, preeminent pinks:

1. Predominantly pastel - small, large and blotched
2. Powerfully pink - small and large

PALE PINKS

SMALL GROWERS

RACIL - (1937) - this dainty plant is the first to come to mind. Unfortunately the name belongs to the grex, and several forms are probably available. The one I grow is surprisingly tall, tho' somewhat sparse, and covers itself with apple blossom pink flowers quite early in April - I'm always happy to see it bloom

PINK DRIFT - I'm putting it in the list only because of its name - it was registered in 1955 - later than the range I'm trying to stay in, a tight grower, small leaved and good natured - just don't expect it to be pink - it's more magenta.

williamsianum hybrids - it could take an entire article to cover them all.

BOW BELLS - (1934) - probably the best known - more than one form about but the commonest one locally grown came from Royston I believe. No need to describe it - a neat plant whose coloured new growth is an added attraction.

BROCADE - (1934) - tho' I have had this for years, it is still struggling, and I remember the blossom as an attractive silvery pink and foliage very colourful.

ARTHUR J. IVENS - (1944) - (tho' he always seems older to me). He gets to be quite a big plant - blooms very pale with a touch of blue in the pink, the new growth also a pallid coppery colour (maybe mine needs a jolt of fertilizer).

TEMPLE BELLS - also a grex name. The form I have had for years is a nice foliage plant, but a very sparse bloomer, and flowers are more nearly rose than pastel pink - other forms have paler flowers, and hopefully more of them.

LARGE GROWERS

PINK PEARL - (pre 1897) - one should always start with Pink Pearl shouldn't one. It received an Award of Merit in 1897, A First Class Certificate from the RHS in 1900, and in 1952 an Award of Garden Merit. - so you can't go wrong - right? Right - if you have the space. There is a plethora of big pastel pinks loosely called "Pink Pearl" types - ANNIE E. ENDTZ, ANTOON VAN WELIE, BETTY WORMALD, MARINUS KOSTER, JAN DEKENS - all Dutch hybrids developed in the '30s and many so similar one is hard pressed to distinguish between them. Slightly more recent additions to the group are MARION and QUEEN MARY. Betty Wormald and Marinus Koster have throat speckling. Jan Dekens has frilled flowers and characteristic wavy-edged leaves - its wood is so brittle that branches snap off if you walk past it quickly. All are more or less readily available, are vigorous and handsome plants - take your choice.

ALICE - (1910) - a nice unassuming pink - no frills, no speckles or blotches, no drooping florets just a nice big plant - she doesn't live in my garden anymore but I wish she did.

CORONA - (pre 1911) - I'm not at all certain that I even know this plant. I've grown one called Corona (came from Len Living) for 20 odd years, and find it so unremarkable that I can scarcely describe it - moderate grower, rather upright branches. Others (Street, Cox eg.) describe it if not in glowing terms, at least as being very distinctive, perhaps the one I have is mislabelled - I've not found anyone who can tell me.

FAGGETTER'S FAVOURITE - (pre 1933) - I confess to being very fond of this plant - scented and silvery pink blooms, good foliage.

GOLDSWORTH PINK - (1933) - a very clean colour in a tall truss. I was disappointed at the short bloom duration but my plant is young and not yet established - Verne Finley assures me that her blooms last and last.

LADY CLEMENTINE MITFORD - (1870) - a sturdy old gal - broader than tall but she grows and grows ; round truss said to be peach coloured. Deservedly well known and frequently grown.

LODERI - (1901) - PINK DIAMOND and VENUS the pinkest of them - now we are talking BIG - well worth the room if you can find it - they are always show stoppers with the huge scented trusses. Tho' the cut trusses tend to droop - a Loderi in full bloom is enough to make a rhodie-lover out of the most hardened 'pave-the-yard-and-paint-it-green' criminal.
NAQMI - (1901) - all of them superb plants for foliage as well as bloom, all varying shades of pinks. Probably, like the Loderis, too many named clones that are too similar to distinguish unless you are living with them - but any one well worth growing if you have the room.

BLOTCHED HYBRIDS

CORRY KOSTER - (1909) - a somewhat straggling plant producing rounded trusses packed with frilled pink florets having a darker flare - in prime condition it is spectacular - but, I feel it fades rather unattractively.

MRS. FURNIVAL - (1920) - She's a nice lady, but I personally believe that she and her daughter are frequently confused - either are worth growing.

MRS.G.W.LEAK - (1916) - For a long time I felt I shouldn't like her because my rhodie mentor called her 'that painted whore'. But now I'm old enough to form my own opinions and I do like her very much. I could wish for better foliage - although I don't mind the rather dull olive-tinted leaves, I wish they wouldn't spot so readily.

PRINCE CAMILLE de ROHAN - (1865) & CHEVALIER FELIX de SAUVAGE - (1870) - forerunners of the above hybrids are both available and in some gardens tho' I have never grown either myself.

LADY ANNETTE de TRAFFORD - (1874) - I am very fond of this variety. The plant is neat and moderate grower, foliage has a slightly dusty greyed look but not unpleasant. The truss is neat and pyramidal - florets not huge, but colour a clear pink with a very sharply contrasting dark eye. It blooms very late - mid June and for such a late bloomer the flowers last surprisingly well.

POWER PINKS

SMALL GROWERS

HUMMING BIRD - (1933) - a grex name, differing forms probably around. Nice plant habit and neat 'willie' leaves. Trusses few flowered, bell shaped colour depends on particular form from rosy pink to nearly red.

THOMWILLIAMS - (1921) - as you might expect this plant can become quite sizable in 30 years or so. The foliage, truss and floret shape are typical of the *williamsianum* hybrids. *thomsonii* influence is there in the larger florets of good heavy texture - colour intermediate - a deep rosy pink. Tho' past their peak I was impressed with a bank of these plants in Mr. W. French's garden at Albion. It doesn't seem to be widely grown or available - unfortunate.

LARGE GROWERS



CYNTHIA - (pre 1870) - I'm prepared to fight about this if you wish - it is NOT red - I think of her as a dark rosy pink with a hint of blue that I personally find harsh and unattractive and hard to place with harmony in the garden - so there. I grant you that as a specimen plant all alone somewhere she is quite spectacular - in spite of my rudeness to her she continues to grow apace and bloom prolifically. (In fact I doubt if you could kill the damn thing if you tried)

PILGRIM - (pre 1926) - This for my taste is a very fine plant - big in stature and in bloom, strong pink colour with a splash of deeper colour in the throat, good texture and excellent foliage - an aristocrat.

- Some of the varieties listed with the pales could no doubt be put with the strong pinks - like Betty Wormald, Marinus Koster, Professor Hug de Varies (another Pink Pearl type of which I wouldn't be certain to recognize), and even Mrs. Furnival. I can't bear to omit CORNISH CROSS even tho' we can't grow it here - a superb rosy pink of impeccable breeding.

- You notice that I have few varieties in the strong pink or rose group - in part because it is not a colour that appeals to me and I don't grow many.

From the Garden



Fall Color

In the spring our rhododendron gardens are full of color and with proper planning we can have blooms from mid-February through late June. But later in the summer most rhododendrons become just green bushes and we tend to forget about them, concentrating on other plants in our garden. Then when fall arrives we have cleanup chores, have to winterize irrigation systems, put away tools, etc. and so we tend to overlook the rhododendrons. Many of the deciduous ones actually show nice fall color, much more subtle than their spring display, but an interesting and attractive addition to the garden.

What is actually happening to produce the colors? In the summer when there is lots of light, chlorophyll is produced in the leaves as part of the process to produce nutrients for the plant. That is what gives leaves their green color. As the light decreases in the fall, chlorophyll production decreases also and the green color fades. A group of pigments called carotenoids, which are always in the leaves, but masked by the chlorophyll, become visible, producing mainly yellow and orange colors. Then some plants produce another group of substances called anthocyanins, which can produce a red color. It all sounds pretty complicated, but the plants know how to do it, and we get to enjoy the results.



One of the most reliable varieties for fall color, and one of the easiest to grow is *R. calendulaceum*. It is a native of the Appalachians in the southeast US but is perfectly hardy here. In flower it is usually orange, but may be yellow and even red, though I have never had a red one. In the fall the leaves turn a deep dark red ranging through orange or yellow. The color, and extent of color, depends on climatic conditions and can vary from year to year.


R. prinophyllum is another southeastern azalea which is easy to grow, pink in flower, and has dark red fall foliage. *R. molle* ssp. *japonicum*, *R. cumberlandense*, and *R. colemanii* have similar red leaves in the fall.



R. canadense, which ranges from Newfoundland and Labrador south to Pennsylvania and New Jersey, is a fairly small plant, can be pink or white, and at least for me has been a bit tricky to grow. Supposedly, white flowers give yellow leaves in the fall and pink flowers give reddish ones.



Another beautiful plant is *R. vaseyi*, a native of North Carolina. In the spring, before the leaves come out one gets a cloud of pale pink flowers. Then in the fall the leaves become tinged with red before they fall, so that the whole plant stands out against a background of evergreen rhododendrons.



A similar appearing plant, this a native of China, Korea, and Japan, is *R. mucronulatum*. It has dark pink flowers in the early spring and has red tinged leaves in the fall.



Finally one should mention *R. schlippenbachii*, a common and well known variety. It has beautiful pink or white flowers in the spring and larger leaves that turn orange, red or yellow in the fall. All of these plants look good against a background of the usual evergreen rhododendrons. Their fall display can't compete with that of the spring of course, but is still nice and adds interest, variety and color to the fall garden.



Finally, with abject apologies to my rhododendron friends (not the people, but the plants, who may have feelings too) despite the nice fall coloration of many of the deciduous rhododendrons, for a real fall display one cannot beat a row of maples in their full fall finery.



Harold Fearing

Mushrooms and Rhododendrons





Fraser South Rhododendron Society

frasersouthrhodos.ca

2021 Membership Form

Date _____

Membership: *[An individual or two people residing at the same address]*

_____ Full Member: (Includes ARS membership & quarterly ARS Journal)	\$55	_____
_____ ARS Associate: (Member of _____ ARS Chapter)	\$15	_____
_____ FSRs Chapter member (ARS membership & journal NOT included)	\$25	_____

All personal information collected here is for FSRs or ARS use only. Your contact information will be included in the FSRs membership directory, distributed to FSRs members, unless you indicate here that all or part should be kept confidential.

Last Name _____ First Name _____

Last Name _____ First Name _____

Address _____

City _____ Province (State) _____ Postal Code _____

Telephone Number _____ Email Address _____

All **cheques** should be made out to: **Fraser South Rhododendron Society**

Mail to:

Harold Fearing, 5376 Ross Road, Abbotsford, BC V4X 1Z2
Membership questions may be addressed to
Harold Fearing at 604-857-4136, or to any other FSRs officer.